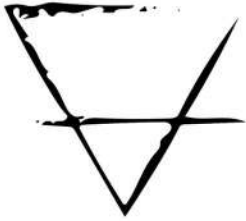


Elemental Clearing


Clear an object of negative energies with one or more of these Elemental rituals.
(Each line is a different method)



Earth

- Bury the object in dirt, sand or salt for 24 hours.
- Sprinkle sand or salt on it for one to two minutes.
- Make a powder by crushing dry herbs such as Basil, Lavender, Rosemary, Sage and Thyme and sprinkle it.
- Rub with either sand or salt for a few minutes.
- Place it under your pillow or mattress for one night.

- Sprinkle the object lightly with water and then wipe off.
- Mix the water with salt and then sprinkle and wipe.
- Let it rest in the moonlight on a Full Moon night.
- Use a consecrated water such as Moon water, Holy water or Florida water to sprinkle and wipe.
- Use herbal teas or infusions to sprinkle the cards.




Water

- Be very careful. Adult supervision is required to work with candles and fire.
- Put the object on a table with a lit white candle in front of it for about 5 minutes.
- Pass it through the flame of a white candle.
- Place it near an oil burner with a blessing oil (Rose, Myrrh, Sandalwood, Frankincense) for a few minutes.
- Leave it in the sun for about half a day



Fire

- Pass it 5 to 7 times over burning incense or smoke cleanse it with Sage, Palo Santo or Cinnamon.
- Breathe deeply on the object three times.
- Place it near playing music for one hour.



Air